




Step 1.



Rotate the lid to open the housing.






Step 2.



Use a screwdriver to remove the two screws.





Step 3.


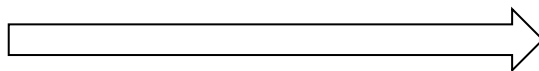
Insert the two batteries.





Step 4.

Use the screwdriver to put
the screws back to place.





Step 5.

Put on the lid and rotate to close the housing.